



CHAMELEON LIGHTING

CATALOG NUMBER: _____

TYPE: _____


JOB NAME: _____

NOTES: _____

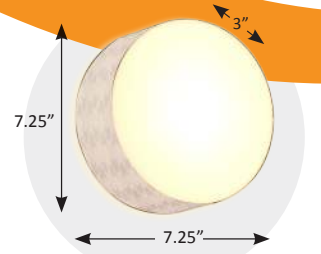
3D CLADDING KITS




Weave Shape for SV2-22 Surface Fixture




Weave Shape for SV2-14 Surface Fixture



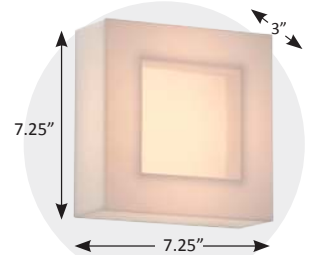
Weave for 8" Wall/Ceiling Fixture




Recessed Chicklet for SV2-22 Surface Fixture



Recessed Chicklet for SV2-14 Surface Fixture



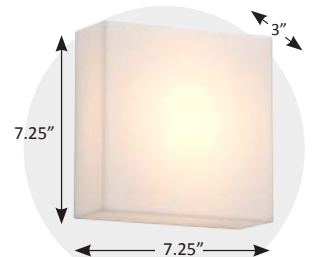
Recessed Chicklet for 8" Wall/Ceiling Fixture



Chicklet for SV2-22 Surface Fixture



Chicklet for SV2-14 Surface Fixture



Chicklet for 8" Wall/Ceiling Fixture

PRODUCT SPECIFICATION

STYLE	SIZE	SHAPE	FINISH	LIGHTING ELEMENT
<input type="checkbox"/> 3D	<input type="checkbox"/> SV2-14 for 14" Surface Fixture <input type="checkbox"/> SV2-22 for 22" Surface Fixture <input type="checkbox"/> WC8 For 8" Wall/Ceiling Fixture	<input type="checkbox"/> WE Weave <input type="checkbox"/> CH Chicklet <input type="checkbox"/> RCH Recessed Chicklet	<input type="checkbox"/> W White Acrylic	**CHOOSE LIGHT ENGINE SPECIFICS ON NEXT PAGE

Grayed areas are codes for creating your lighting specification
Example Product Spec. - 3D-SV2-22-WE-W

10 Strecker Rd. / Ellisville, MO 63011 / Ph. (888) 896-2101 / Fax (888) 896-2101 / info@chameleonltg.com

WWW.CHAMELEONLTG.COM

Specifications subject to change without notice.



CATALOG NUMBER: _____

TYPE: _____

JOB NAME: _____

 NOTES: _____

WALL/CEILING SERIES


- 0-10V + Triac Dimming
350 mA (9W, 1000lm) or 600mA (17W, 2000lm)
- ETL for US and Canada, Suitable for listed damp location
- 5 Year Full Warranty
- Dims to 1%
- 120~277V
- *For full product details see WC8 cut sheet*

PRODUCT SPECIFICATION

FAMILY	DRIVER	COLOR TEMPERATURE	CRI
<input type="checkbox"/> WC8	<input type="checkbox"/> 350 350 mA	<input type="checkbox"/> 27 2700K	<input type="checkbox"/> 8 >80 CRI
	<input type="checkbox"/> 600 600 mA	<input type="checkbox"/> 30 3000K	
		<input type="checkbox"/> 35 3500K	
		<input type="checkbox"/> 40 4000K	

SV2 SERIES


- 14" and 24" Sizes
- 30 Watt 3000 Lumens, 50 Watt 5000 Lumens
- TUNABLE WHITE LED 2200K – 6500K
- Constant light output for each color temperature
- 82 CRI Standard
- Wireless control of dimming (to 1%) and color temperature (100 degree increments)
- HMI REMOTE SOLD SEPERATELY, SEE SV2 INDIVIDUAL SPECIFICATION PAGE
- Timeclock function
- Programmable via Bluetooth APP to IOS or Android
- Fixed color available by selector switch* (0-10v dimming)
- ETL USA AND CA LISTED FOR DAMP LOCATION
- 5 Year warranty
- *See accessories page for other mounting options*
- *For full product details see SV2 cut sheet*

PRODUCT SPECIFICATION

FAMILY	COLOR TEMP.*	CRI
<input type="checkbox"/> SV2-14	<input type="checkbox"/> CT 2200K - 6500K	<input type="checkbox"/> 8 >80
<input type="checkbox"/> SV2-22	<input type="checkbox"/> 30 3000K	
	<input type="checkbox"/> 35 3500K	

*HMI Wireless remote control accessory necessary for tunable fixtures