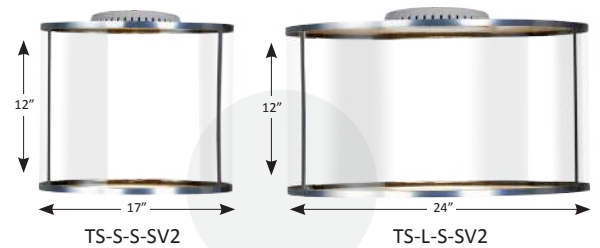
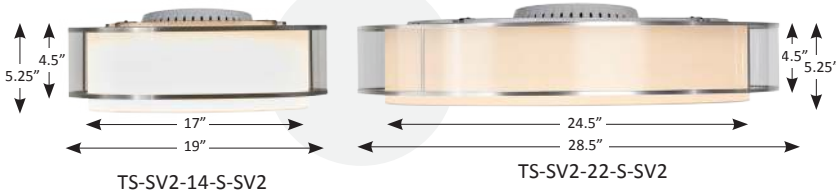
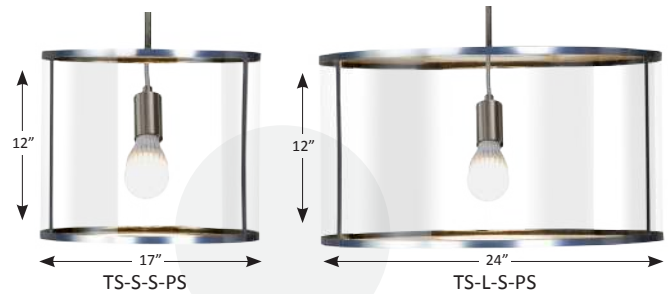
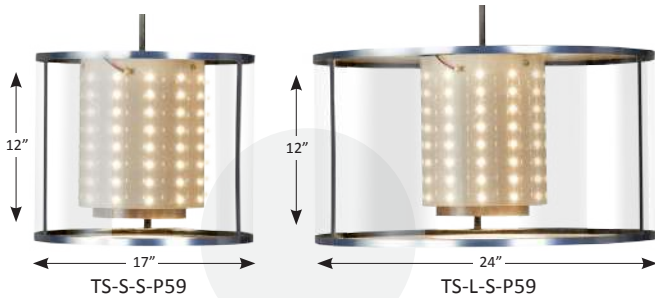



TRANSFORMER SERIES SHADES

The Chameleon Lighting TRANSFORMER SERIES is unlike any other. This series consists of multiple acrylic shade shapes that are sold completely clear and are accented with stunning silver bands. A wide variety of INSERTS can be purchased and slide into the clear frame to give the luminaries any design you desire.



PRODUCT SPECIFICATION

FAMILY	SIZE	FINISH	LIGHTING ELEMENT
<input type="checkbox"/> TS	<input type="checkbox"/> S Small <input type="checkbox"/> L Large	<input type="checkbox"/> S Silver	<input type="checkbox"/> P59 HIGH LUMEN DOWNLIGHT TO USE WITH IL-30-P59 <input type="checkbox"/> PS 25 WATT MEDIUM BASE SOCKET <input type="checkbox"/> SV2 SURFACE FIXTURE WITH GLOW
<input type="checkbox"/> TS	<input type="checkbox"/> SV2-14 for 14" <input type="checkbox"/> SV2-22 for 22"	<input type="checkbox"/> S Silver	<input type="checkbox"/> SV2 SURFACE FIXTURE WITH GLOW
<input type="checkbox"/> TS	<input type="checkbox"/> WC8 WC8	<input type="checkbox"/> S Silver	<input type="checkbox"/> WC8

INSERTS FOR TRANSFORMERS
SERIES ON NEXT PAGE
CONTINUED

Grayed areas are codes for creating your lighting specification

Example Product Spec. - TS-S-S-P59

**CHOOSE LIGHT ENGINE SPECIFICS ON PAGE 3

10 Strecker Rd. / Ellisville, MO 63011 / Ph. (888) 896-2101 / Fax (888) 896-2101 / info@chameleonltg.com

WWW.CHAMELEONLTG.COM

Specifications subject to change without notice.

MADE IN THE USA



CHAMELEON LIGHTING

CATALOG NUMBER: _____

TYPE: _____

JOB NAME: _____

NOTES: _____

TRANSFORMER SERIES INSERTS



Wood



Wood



Ocean



Ocean



Linen



Linen



Arctic



Arctic



CHOOSE PRODUCT SPECS
ON PREVIOUS PAGE



CHOOSE LIGHTING ELEMENTS
ON NEXT PAGE



PRODUCT SPECIFICATION

STYLE	SIZE	MATERIAL
<input type="checkbox"/> TS-INSERT	<input type="checkbox"/> S 17"x12"Round <input type="checkbox"/> L 24"x12"Round <input type="checkbox"/> SV2-14 for 14" Surface Fixture <input type="checkbox"/> SV2-22 for 22" Surface Fixture <input type="checkbox"/> WC8 WC8 **MUST CHOOSE SAME SIZE AS PREVIOUS PAGE	<input type="checkbox"/> A Arctic <input type="checkbox"/> W Wood <input type="checkbox"/> L Linen <input type="checkbox"/> O Ocean <input type="checkbox"/> K Kraft <input type="checkbox"/> LN Linda Natural <input type="checkbox"/> LB Laura Beige <input type="checkbox"/> RR Roja Red <input type="checkbox"/> OD Olive Drab <input type="checkbox"/> NB Natural Burlap <input type="checkbox"/> CW Camelot Wheat <input type="checkbox"/> CT Camelot Tusah <input type="checkbox"/> KB Kona Brown <input type="checkbox"/> KN Kona Navy <input type="checkbox"/> MB Mystic Black <input type="checkbox"/> M Mesh <input type="checkbox"/> E Leaf <input type="checkbox"/> R Rain

Grayed areas are codes for creating your lighting specification

Example Product Spec. - TS-INSERT-S-KN

10 Strecker Rd. / Ellisville, MO 63011 / Ph. (888) 896-2101 / Fax (888) 896-2101 / info@chameleonltg.com

WWW.CHAMELEONLTG.COM

Specifications subject to change without notice.

**MADE
IN THE USA**

CATALOG NUMBER: _____

TYPE: _____

JOB NAME: _____

NOTES: _____

WALL/CEILING SERIES


- 0-10V + Triac Dimming
350 mA (9W, 1000lm) or 600mA (17W, 2000lm)
- ETL for US and Canada, Suitable for listed damp location
- 5 Year Full Warranty
- Dims to 1%
- 120~277V
- *For full product details see WC8 cut sheet*

PRODUCT SPECIFICATION

FAMILY	DRIVER	COLOR TEMPERATURE	CRI
<input type="checkbox"/> WC8	<input type="checkbox"/> 350 350 mA	<input type="checkbox"/> 27 2700K	<input type="checkbox"/> 8 >80 CRI
	<input type="checkbox"/> 600 600 mA	<input type="checkbox"/> 30 3000K	
		<input type="checkbox"/> 35 3500K	
		<input type="checkbox"/> 40 4000K	

SV2 SERIES


- 14" and 24" Sizes
- 30 Watt 3000 Lumens, 50 Watt 5000 Lumens
- TUNABLE WHITE LED 2200K – 6500K
- Constant light output for each color temperature
- 82 CRI Standard
- Wireless control of dimming (to 1%) and color temperature (100 degree increments)
- HMI REMOTE SOLD SEPERATELY, SEE SV2 INDIVIDUAL SPECIFICATION PAGE
- Timeclock function
- Programmable via Bluetooth APP to IOS or Android
- Fixed color available by selector switch* (0-10v dimming)
- ETL USA AND CA LISTED FOR DAMP LOCATION
- 5 Year warranty
- *See accessories page for other mounting options*
- *For full product details see SV2 cut sheet*

PRODUCT SPECIFICATION

FAMILY	COLOR TEMP.*	CRI
<input type="checkbox"/> SV2-14	<input type="checkbox"/> CT 2200K - 6500K	<input type="checkbox"/> 8 >80
<input type="checkbox"/> SV2-22	<input type="checkbox"/> 30 3000K	
	<input type="checkbox"/> 35 3500K	

*HMI Wireless remote control accessory necessary for tunable fixtures