

ACRYLIC BEAMS - SURFACE OR SUSPENDED



SUSPENDED



SURFACE

LED MODULE

- LED
- 3000K, 3500K, 4000K • >80 CRI
- LN2 Minimum of 3000 delivered lumens at 22 watts
- LN4 Minimum of 6500 delivered lumens at 46 watts

DRIVER OPTIONS

Programmable driver (dim to 0%)
*Consult factory for other wattages

CONSTRUCTION

- 20 GA Steel with Integral Driver
- High transmissive white acrylic shade with acrylic or wood veneer finish

ELECTRICAL

120-277V input power supply.

LISTING

UL for US and Canada. Suitable for damp location

WARRANTY

5 Year Full Warranty

MOUNTING

- Stem (24" stem 45 degree swivel)
- Cable (120" adjustable aircraft cable)
- Surface

BUILD YOUR PRODUCT

Grayed areas are codes for creating your lighting catalog #
EXAMPLE CATALOG # BMS-24L-S/LN2-30-8/SCK-LN-S

SHADE STYLE	SIZE	FINISH	ELECTRICAL	COLOR TEMP.	CRI
<input type="checkbox"/> BMS	<input type="checkbox"/> 24L	<input type="checkbox"/> S Silver <input type="checkbox"/> W Wood <input type="checkbox"/> Z Bronze	<input type="checkbox"/> LN2	<input type="checkbox"/> 30 3000 <input type="checkbox"/> 35 3500 <input type="checkbox"/> 40 4000	<input type="checkbox"/> 8 >80
<input type="checkbox"/> BMS	<input type="checkbox"/> 48L	<input type="checkbox"/> S Silver <input type="checkbox"/> W Wood <input type="checkbox"/> Z Bronze	<input type="checkbox"/> LN4	<input type="checkbox"/> 30 3000 <input type="checkbox"/> 35 3500 <input type="checkbox"/> 40 4000	<input type="checkbox"/> 8 >80

MOUNTING	FINISH	OPTIONAL REMOTE EMERGENCY BACKUP (FIELD INSTALLED)
<input type="checkbox"/> SCK-LN Stem Kit <input type="checkbox"/> CCK-LN-F/NF Cable Kit (F=FEED NF=NON-FEED) (blank) Surface	<input type="checkbox"/> S Silver <input type="checkbox"/> B Black <input type="checkbox"/> W White	<input type="checkbox"/> EM-ITA Yes <input type="checkbox"/> (blank) No

*** Specifications subject to change without notice.

ACRYLIC BEAMS - SURFACE OR SUSPENDED



SUSPENDED



SURFACE

LED MODULE

- LED
- 3000K, 3500K, 4000K • >80 CRI
- LN2 Minimum of 3000 delivered lumens at 22 watts
- LN4 Minimum of 6500 delivered lumens at 46 watts

DRIVER OPTIONS

Programmable driver (dim to 0%)
*Consult factory for other wattages

CONSTRUCTION

- 20 GA Steel with Integral Driver
- High transmissive white acrylic shade with acrylic or wood veneer finish

ELECTRICAL

120-277V input power supply.

LISTING

UL for US and Canada. Suitable for damp location

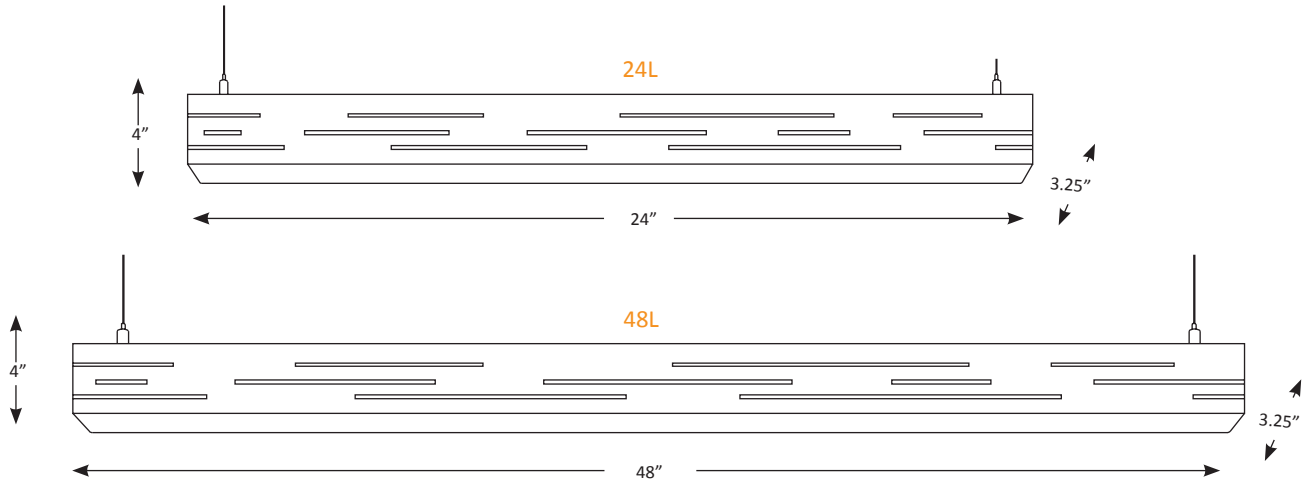
WARRANTY

5 Year Full Warranty

MOUNTING

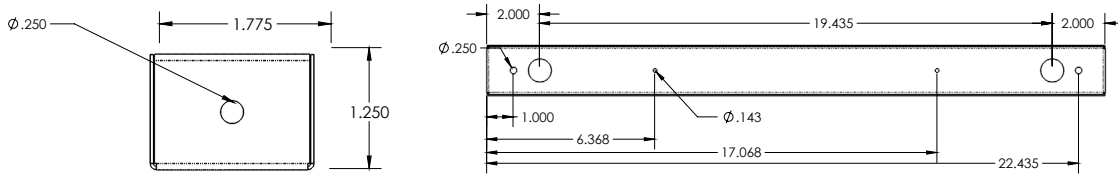
- Stem (24" stem 45 degree swivel)
- Cable (120" adjustable aircraft cable)
- Surface

ADDITIONAL SHADE DIMENSIONS

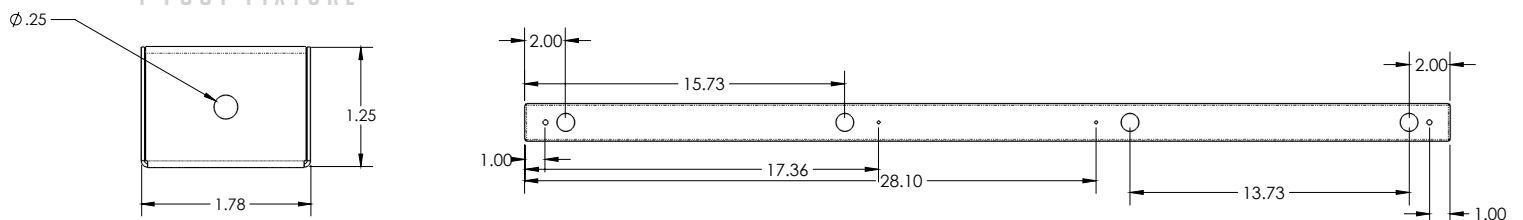


LINE DRAWINGS OF LIGHT SOURCE

2 FOOT FIXTURE



4 FOOT FIXTURE



*** Specifications subject to change without notice.